

How do I place a bid?

Enter your bid amount.

Click on “Place Bid”.


You will be asked to Login (Use this option if you have an account. If you placed a bid last year, you have an account.) OR Register (Create a new account.) to place your bid.

Ending On: October 3, 2021 11:59 pm
Timezone: UTC -4
Reserve price has not been met.
This auction is under proxy bidding.

\$ **Place Bid**

(Enter more than or equal to : \$35.00)
(This will set your max bid.)

Category: Auctions

 Please Login/Register in to place your bid or buy the product. [Login/Register -->](#)

Login or Register

Login: If you created an account last year, it may still be active--login with that username and password.

- If you forget your password, request a password reset. Check your email to complete the reset.

Register: If don't have an active account, you will need to create one. Once completed you will be taken to the “My Account” page. To get back to the Silent Auction button on the Gala website page. Select the item you want to bid on and please your bid.

MY ACCOUNT

Login Register

Username or email address *

Password *

Log In Remember me

Lost your password?

Username *

Email address *

Password *

Your personal data will be used to support your experience throughout this website, to manage access to your account, and for other purposes described in our privacy policy.

Register

How does the bidding process work?

Each auction item has a minimum bid amount and an incremental bid amount. These are different for each item and are posted in the item description.

Each auction item allows for proxy bidding. That means, if you want, you can enter your highest bid amount (the amount you are willing to pay for the item not including shipping) and allow the system to bid for you using the set increments. See the examples below.

Simple Bid:

Item A has a minimum bid of \$25 and a bid increment of \$10.

You bid \$25 (this is your highest bid at the moment)

Another bidder bids \$35 (that is the next amount allowed based on the increment)

You receive an email saying you have been out bid.

You can place your next bid at \$45

Proxy Bid:

Item A has a minimum bid of \$25 and a bid increment of \$10

You bid \$55 (this is your highest bid)

The system set the first bid at \$25

Another bidder bids \$35

The system bids you up to \$45

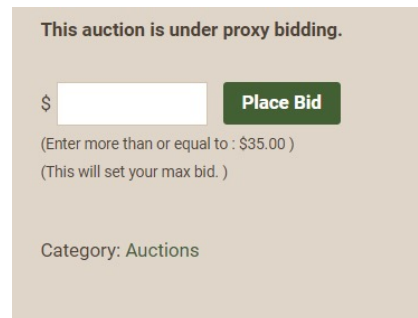
Another bidder tries to bid \$55. They receive a message that they must bid higher than that because someone already has bid \$55 as the max bid.

If the bidder bids \$65, you receive an email that you have been out bid and can continue to bid if you like.

How does the bidding process work?

Bid amount instructions are listed under “Place Bid”.

- You can enter the amount listed OR you can enter your highest bid amount.
 - The auction is under proxy bidding, which means if you submit your max bid, the website will automatically bid for you in increments up to your highest bid.
- Bid increments are different for each item and are listed in the item description.



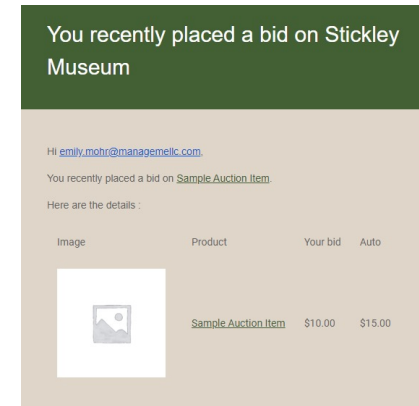
This auction is under proxy bidding.

\$ **Place Bid**

(Enter more than or equal to : \$35.00)
(This will set your max bid.)

Category: Auctions

You will receive an email notification after you submit a bid. You will receive email notifications if you have been out bid and if you are the winning bidder.



NOTE: Shipping is not included in the winning bid amount.

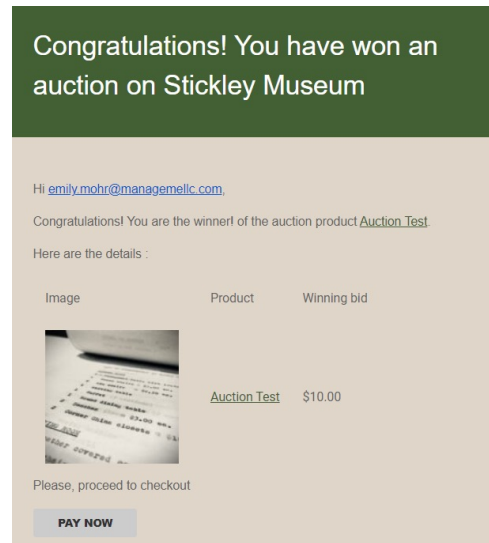
If you have questions, contact: info@stickleymuseum.org

The Online Auction closes on Sunday, October 3rd at 11:59 pm Eastern Time.

What happens after I win?

You will receive an email notifying you of each winning bid.

Click on the “Pay Now” button in the email to submit payment for the item.



Follow the steps to checkout and submit payment.

A PayPal account is not necessary to submit payment, payment can be made with a Debit/Credit card.

The screenshot shows a "CHECKOUT" page with a coupon field at the top. Below it, there are sections for "Billing details" and "Ship to a different address?". The "Billing details" section includes fields for "First name" (Emily), "Last name" (Mohr), "Company name (optional)", and "Country / Region" (United States (US)). There is also a field for "Order notes (optional)".

The screenshot shows a payment options page with a "Total" of \$5.00. It features the PayPal logo and icons for VISA, Mastercard, and American Express. Below the logos, there is a "Pay via PayPal" button and a "Proceed to PayPal" button. A privacy policy notice is visible at the bottom.

The screenshot shows the PayPal payment page with the PayPal logo and a shopping cart icon showing "\$5.00 USD". The page prompts the user to "Pay with PayPal" and "Enter your email or mobile number to get started." There is a text input field for the email or mobile number, a "Next" button, and a "Pay with Debit or Credit Card" button. A "Forgot email?" link is also present.

During the week of 10/4, you will be contacted, via email, for your shipping address and you will receive an invoice for the shipping fee, or you can schedule an appointment to pick up your item.